

Acting Chair Stella Butler
Secretary Chris Bartleman
Treasurer Kathy Aitken

President Nicolas Bevan
Vice President Jillian Smith
Vice President Ron Roffey



Charlton & Blackheath
Amateur Horticultural Society
Founded 1950

www.cabahs.wordpress.com



NEWSLETTER September 2023

Grow Friends, Grow Fit ... Grow a Garden!

Our next meeting will be on Monday 18 September at Charlton House for our Autumn Flower, Fruit and Vegetable Show. This is an opportunity for everyone to share your gardening successes! The classes you can enter can be found here: <https://cabahs.com/2023/08/20/autumn-flower-fruit-vegetable-display-2023/>. There are of course prizes for each class but we are very informal and the emphasis is on fun rather than glory! So everyone please enter! The meeting will begin at 7.30pm in the Old Library. Please bring your own vases (except for the fuschia heads). Water will be available.

There will be the usual raffle but no Plant Sales table or Show table. Refreshments will be provided by Frilly's Café.

Don't miss our new Garden Doctor section at the end of the newsletter. Send suggestions for solving the two problems to garden@cabahs.com.

CABAHS outing to RHS Wisley, 29 September

There are still a few seats available for our RHS Wisley Outing on Friday 29th September. Please contact Anna urgently if you would like to join us. Cost is £17.00 per person. Please have the correct change. We can now accept online payments. Pick-up point is Charlton House and coach will depart at 8.30am. We hope to arrive at 10am but there may be a delay at the M25/A3 Junction 10 interchange due to roadworks. Hilltop Live is from 2pm and where you can obtain gardening advice and don't forget the adjacent, stunning wildlife pools next door. Visit <https://www.rhs.org.uk> for further information.

More CABAHS Dates for Your Diary

Monday 17 October Alexandra Cambell, blogger, will talk about the Middle Sized Garden at Charlton House, 7.30pm

Monday 20 November Timothy Walker, horticultural expert and tv presenter, will talk about 'Sex, Lies and Putrefaction' at Charlton House, 7.30pm

There is no meeting in December. We will circulate the draft calendar for 2024 shortly.


Find the calendar for 2023/4 on the CABAHS website: <https://cabahs.com/calendar/>

Out and About...

- Autumn Plant Fair Roadshow, Sunday 24 September, Mount Ephraim Garden, Faversham, £8 entry to fair and garden <https://www.mountephraimgardens.co.uk/tickets/plant-fairs-roadshow-24-sept-23/>
- Festival of Flavours, a 3 day food festival at RHS Hyde Hall, 29 September-1 October. Free entry to RHS members otherwise garden admission applies <https://www.rhs.org.uk/gardens/hyde-hall/whats-on/festival-of-flavours>
- Exhibition of paintings by Frank Walter: Artist, Gardener and Radical, Garden Museum, 4 October-25 February 2024 <https://gardenmuseum.org.uk/exhibitions/frankwalter/>


September Plants of the Month: Dahlia varieties from Anna.....

This month I'm delighted to showcase four of Margaret T's dahlias which grow, amongst many others, on her allotment:




Dahlia 'Purple Fox', left: This decorative Pompom dahlia was purchased in 2021 and performed superbly in 2022. Growing to approximately 1m in height, this variety produces long stems for cutting and it's stunning, magenta colouring goes well with anything.

Dahlia 'Mister Franz', right: This is a dahlia with the WOW factor with its irresistible peachy-apricot-orange and yellow tones giving it a tropical appearance. A Waterlily-type variety that not only has the looks but vigour as well, with present growth between 5-6 feet. Produces several flowers on each vigorous purple stem.



Dahlia 'Chat Noir' (Black Cat), left: A black cat with the look of exotic nights! This is a vigorous Semi-Cactus dahlia, reaching 1.2m. Flowers are produced on pale stems and ideal for cutting.

Dahlia 'Groovy', right: This tropical-looking dahlia has stunning coral-red flowers that contrast nicely with its dark stems and foliage. Reaching a height of 1m, Dahlia 'Groovy' is of medium vigour but it is doing well on the plot, due to the manure that is added each year.



Pat's 10 jobs for September

1. Order your spring bulbs this month before your favourites sell out.
2. Plant spring flowering bulbs this month and next but delay tulips until November. Make sure you protect from squirrels and other marauders!
3. Sow hardy annuals such as nigellas and calendula now for early flowers next year.
4. Divide summer flowering perennials now and replant and water well and remember to pot some up for the Horn Fair plant sale!
5. Continue to deadhead flowers in pots and baskets to enable flowering to continue into autumn.
6. Check over plants for powdery mildew and remove and dispose of infected shoots although don't add to the compost bin. Water plants well. Some phlox and asters are prone to this so keep an eye.
7. If you are planting perennials and clematis now don't forget to keep watering until the plants are well established.
8. For autumn and winter salads plant corn salad, landcress and oriental salads such as mizuna.
9. Make sure all purple sprouting broccoli is planted out to ensure a late spring harvest.
10. Leave some fallen apples for birds to enjoy if you're lucky enough to have a tree.

Anna enjoyed a visit to the Monk's Garden, Lesnes Abbey, Abbey Woods

The ruins and estate of Lesnes Abbey, which was founded in 1178 and dissolved in 1525, now forms a park operated by Bexley Council. On the south side of its Visitor Centre and the abbey ruins there lies a long and narrow garden, known as the Monk's Garden which runs on a north-south axis. The garden was restored several years ago after the site had received lottery funding. The landscape architects have created a modern, charming space, cleverly incorporating divisional 'rooms' by way of various seating and planting layouts. The garden, facing due south, soaks up the sun and the planting has been carefully chosen to reflect this. The medicinal, culinary and aromatic plants with their multiple functions would all have been grown in medieval monasteries and abbeys, and used in the infirmaries in which to treat the occupants and neighbouring villagers. I noticed Rosemary and lavender edging the pathways and the Monk's Garden noticeboard mentions various herbs that were considered essential in kitchen gardens at that time. To add a further dimension, sculptural stone 'beehives' have been added, reflecting historical associations with the monks' self-sufficient lives. The Garden is a peaceful idyll and contemplative space for all to enjoy.



NEW! The Garden Doctor

We didn't get through all your questions at our August GQT. Fear not, help may be at hand before our GQT 2024! Email your suggestions for solving the two problems on the next page to garden@cabahs.com and we will share a selection of your answers next month!

What course of treatment would you recommend for two of my climbing roses which have lost all of their leaves. I have been feeding and watering them throughout the season. Earlier in the year I noticed that black spot had started to infect the plants and so I sprayed them, sparingly but to no avail. My roses look very sad indeed. I have religiously been collecting the affected leaves and putting them in the green waste collection bin. Have you any suggestions please? Viv P

I have a question about using cardboard as a mulch. When should it be applied?...how thickly? and when should it be removed? I used cardboard from delivery boxes to cover moist ground in spring. I then covered in lawn clippings to make the area less unsightly. After summer rain, the ground under the cardboard was dry whereas the rest of the garden was moist..... not the result I was hoping for.
Ann H

On the CABAHS website....

(If clicking through a problem, copy the URL into your browser search bar)

- Read Angela's account of CABAHS's Garden Question Time
<https://cabahs.com/2023/08/28/august-2022-gardeners-question-time-2/>
- Enjoy the delights of Vija's view from her window this September
[September - from my window - Charlton and Blackheath Amateur Horticultural Society \(cabahs.com\)](https://cabahs.com/2023/09/01/september-from-my-window-charlton-and-blackheath-amateur-horticultural-society/)
- Find out what you can see in the Old Pond Garden, Charlton House this month
[What to look out for in the Old Pond Garden: September 2023 - Charlton and Blackheath Amateur Horticultural Society \(cabahs.com\)](https://cabahs.com/2023/09/01/what-to-look-out-for-in-the-old-pond-garden-september-2023-charlton-and-blackheath-amateur-horticultural-society/)
- Read about Vija's visit to Beth Chatto's beautiful garden
<https://cabahs.com/2023/09/01/beth-chattos-garden/#more-9358>
- Kathy enjoyed a visit to Lullingstone World Garden
<https://cabahs.com/2023/09/03/lullingstone-world-garden/>

Happy gardening all!
Contact us on: garden@cabahs.com